

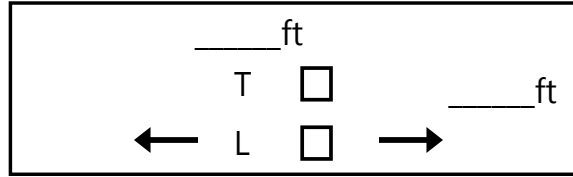
DOCK ORDER & PRODUCTION FORM

CUSTOMER NAME: _____
 PHONE: _____
 EMAIL: _____
 DOCK LOCATION: _____

ORDER DATE: _____
 START DATE: _____
 FINISH DATE: _____
 DELIVERY DATE: _____

QUOTED PRICE: \$ _____ (taxes extra) Total Add-Ons: \$ _____ (taxes extra)

X _____
 CUSTOMER SIGNATURE



X _____
 NEW WAVE SIGNATURE

HIGH CAPACITY REQ'D.

CONSTRUCTION TYPE:

Total planned dimension - shore to outermost dock structure:

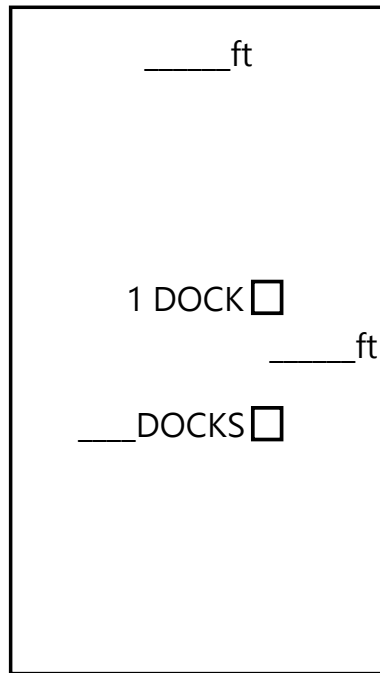
ADD-ONS:

Indicate with letter, symbol or length on drawing

- ✓ Qty
- _____ B - Bumper (feet)
 - _____ CB - Corner Bumper
 - _____ C - Cleat
 - _____ H - Hinges
 - _____ L - Ladder
 - _____ S - Solar Lights
 - _____ Flare (sketch on)
 - _____ Wheel Kit

DECKING:

- COMPOSITE
- CEDAR
- STANDARD (Treated)



SHOP USE ONLY:

STRUCTURE QTY. _____

LEAD BUILDER: _____

CHECKED ADD-ONS?

QUALITY CONTROL BY: _____

CHECKED ADD-ONS?

DIMENSIONS CONFIRMED

FLOAT: NW- _____

QTY REQ'D: _____

FLOAT: NW- _____

QTY REQ'D: _____

NAME PLATE ATTACHED

CHAIN SIZE: _____

LENGTH: _____

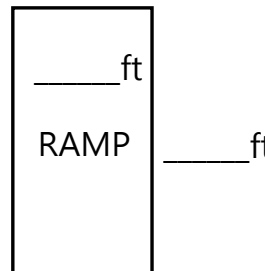
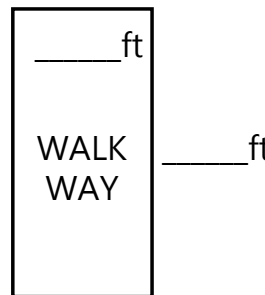
WEGHTS: _____

QTY HINGES: _____

INSTALLATION ACCESORIES: _____

CUSTOMER & JOB NOTES:

If more space required use back of sheet or attach notes



ALTERNATE SKETCH:

